



*UP TO 30% MORE HORSEPOWER  
10-20% FUEL SAVINGS*

— IVECO 20L —  
ENGINE

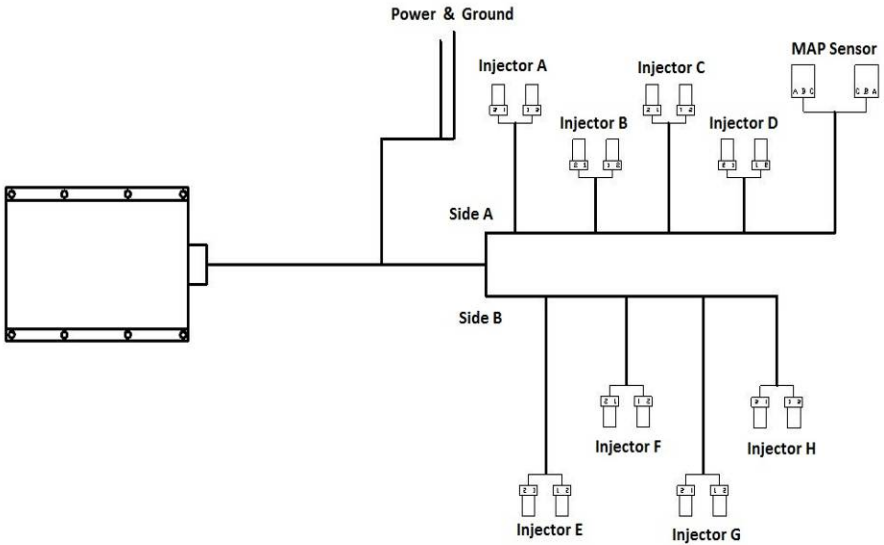
# IV6020 MODULE INSTALLATION GUIDE



[AGDIESELSOLUTIONS.COM](http://AGDIESELSOLUTIONS.COM)

YouTube f

## Diagram of Module and harness layout



**\*Side A of the harness will route along the same side of the engine as the cab-entry door (driver's side).**

**\*Side B of the harness will route along the "passenger's side" of the engine.**

**For Tech Support Please Call  
1.812.618.9168**

**Adjustable Switch  
Horsepower Level Guide**



**STK - Stock Mode - 0% HP Increase  
Position 2 - Up to 15% HP Increase  
HI - High Mode - Up to 30% HP Increase**

**\*NOT FOR USE IN CALIFORNIA\***

**\*MODULE DOES NOT BYPASS, DELETE OR DEFEAT ANY EMISSION  
CONTROL SYSTEMS\***

**\*If installation assistance is needed, Ag Diesel Solutions is not  
responsible for any cost associated with a third party installation\***

## 20L Iveco Engine Installation Instructions

- 1) Locate the 8 sets of stock Injector Plugs. These are located on the top side of each cylinder. There are 4 on the “driver’s side” and 4 on the “passenger’s side”.



- 2) Disconnect all 8 sets of stock Injector Plugs. Press the Release Tab on the connector and gently pull the connector apart.



**Stock Female  
Injector Plug.**

**Stock Male  
Injector Plug.**



- 3) Route the Module Harness as shown in the pictures below. The Module Case will be located closer to the Fan side of the engine.


**Note: Refer to the diagram on page 2 for the layout of the harness connections.**






- 4) Connect all 8 sets of Injector Plugs from the Module harness into the stock injector plugs.

**Stock male  
Injector plug  
connected to  
Module female  
Injector plug.**




**Stock female  
Injector plug  
connected to  
Module male  
Injector plug.**

- 5) Locate the stock MAP Sensor and disconnect. It is located on the top of the engine, in the air intake manifold.



**Air Intake**

- 6) Connect the Module Male MAP sensor plug into the stock Female MAP Sensor. Connect the Module Female MAP Sensor Plug into the stock Male MAP Sensor wiring.



- 7) Connect Red wire with ring terminal to a +12V constant source. Connect the Black wire with ring terminal to a good Chassis Ground.



- 8) To complete installation, secure module in safe location away from moving parts and high heat

# THIS IS A HIGH PERFORMANCE PRODUCT. USE AT YOUR OWN RISK.

Do not use this product until you have carefully read the following agreement. This sets forth the terms and conditions for the use of this product. The installation of this product indicates that the BUYER has read and understands this agreement and accepts its terms and conditions

## DISCLAIMER OF WARRANTY AND LIMITATION OF LIABILITY

PSI Power, Inc and its successors, distributors, jobbers, and dealers (hereafter "SELLER") shall in no way be responsible for the product's proper use and service. It is the installer's responsibility to check for proper installation and if in doubt, contact the manufacturer. The SELLER assumes no liability regarding the improper installation or misapplication of its products. BUYER ACKNOWLEDGES IT HAS HAD THE OPPORTUNITY TO FULLY INSPECT THE PRODUCT. ACCORDINGLY, BUYER ACKNOWLEDGES THAT THE PRODUCT IS BEING SOLD IN "AS IS/WHERE IS" CONDITION AND WITH ALL FAULTS. EXCEPT AS OTHERWISE PROVIDED HEREIN, THERE ARE NO EXPRESS WARRANTIES WITH RESPECT TO THE GOODS, AND ALL IMPLIED WARRANTIES, INCLUDING BUT NOT LIMITED TO, IMPLIED WARRANTIES OF FITNESS FOR A PARTICULAR PURPOSE AND MERCHANTABILITY ARE LIKewise HEREBY EXPRESSLY AND FULLY DISCLAIMED. SELLER SHALL NOT BE HELD LIABLE FOR SPECIAL, INDIRECT, INCIDENTAL OR CONSEQUENTIAL DAMAGES OF ANY NATURE WITH RESPECT TO THE PRODUCTS (INCLUDING, WITHOUT LIMITATION, LOST PROFITS, LOST SALES, LOSS OF PRODUCTION, PROPERTY DAMAGE, PERSONAL INJURY OR LOSS OR DAMAGE RESULTING FROM INTERRUPTION OR FAILURE IN OPERATION OF THE PRODUCTS) AND BUYER HEREBY EXPRESSLY WAIVES AND DISCLAIMS ALL SUCH LIABILITY CLAIMS. THE BUYER ACKNOWLEDGES AND AGREES THAT THE DISCLAIMER OF LIABILITY CONTAINED HEREIN IS A MATERIAL TERM OF THE SALE OF THE PRODUCT AND, TO THE FULLEST EXTENT PERMITTED BY LAW, BUYER SHALL DEFEND, INDEMNIFY AND HOLD SELLER HARMLESS FROM ANY AND ALL CLAIMS, DEMANDS, CAUSES OF ACTION, CONTROVERSIES, LIABILITIES, FINES, LOSSES, COSTS AND EXPENSES (INCLUDING, BUT NOT LIMITED TO ATTORNEYS' FEES, EXPERT WITNESS EXPENSES AND LITIGATION EXPENSES) ARISING FROM OR RELATED TO SELLER'S PRODUCTS.

## LIMITED 3 YEAR WARRANTY

PSI Power, INC. (hereafter "SELLER") warrants that the product supplied shall conform to SELLER's specifications and shall be free from defects in design, material or workmanship for 3 years to the original BUYER. This warranty shall not be extended, transferred, assigned or varied except by a written instrument signed by SELLER and BUYER. Products that have been returned to SELLER during the warranty period and accompanied by a dated proof of purchase receipt, with shipping and handling paid by the BUYER, and found to be defective in design, material, or workmanship, in SELLER's sole discretion, may be repaired or replaced at SELLER's option and cost. All warranty claims hereunder are subject to approval by SELLER upon examination of the product. If the product is found not to be defective by SELLER, the product may be returned to BUYER at BUYERS cost. Under no circumstances shall the SELLER be liable for any labor charged or travel time incurred in diagnosis for defects, removal, or reinstallation of this product or any other expenses. This warranty is void on any products that show evidence of misapplication, negligence, improper installation, abuse, lack of proper maintenance or alteration from its original design.


IN THE EVENT THAT THE BUYER DOES NOT AGREE WITH THIS AGREEMENT, THE BUYER MAY PROMPTLY RETURN THIS PRODUCT, IN A NEW AND UNUSED CONDITION, IN THE ORIGINAL PACKAGING, WITH A DATED PROOF OF PURCHASE, TO THE PLACE OF PURCHASE WITHIN (30) DAYS FROM THE DATE OF PURCHASE FOR A FULL REFUND. THE INSTALLATION OF THIS PRODUCT INDICATES THAT THE BUYER HAS READ AND UNDERSTANDS THIS AGREEMENT AND ACCEPTS ITS TERMS AND CONDITIONS

Effective 11/1/2022



- UP TO 30% HORSEPOWER INCREASE
- UP TO 10%–20% IN FUEL SAVINGS
- DOES NOT FLASH THE FACTORY ECM
- FIELD TESTED & DYNO PROVEN
- PLUG & PLAY INSTALLATION

Performance Electronics for Agriculture, Forestry,  
Construction, Pick-Up Trucks, Medium Duty  
Trucks, RVs, Heavy Duty Semis , and more!



LEARN MORE: [AGDIESELSOLUTIONS.COM](http://AGDIESELSOLUTIONS.COM)

